

# DELTA RIB™ III



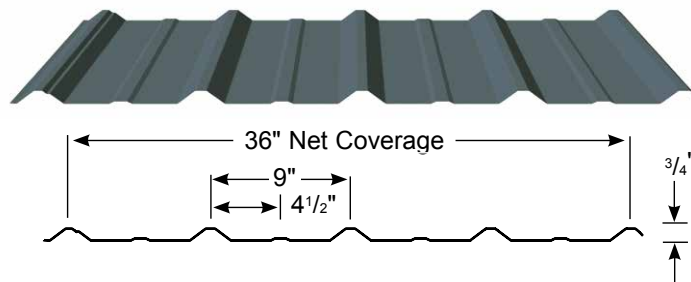
## Delta Rib III

**STANDING BY OUR PRODUCTS  
AND WARRANTIES FOR 40 YEARS**

Delta Rib III panel is a light gauge, exposed fastener panel with 36" coverage used in both roof and wall applications.

### FEATURES AND BENEFITS

- Available in our Dura Tech™ xl paint system or our ZINCALUME® Plus finish for unpainted applications; limited lifetime warranty available on residential applications.
- ColorGuard 25 with Spectrascape® available with a 25 year limited warranty for your agricultural, post frame and recreational building applications.
- Specialty prints in Dura Tech xl paint system available in 29ga as a standard offer.
- Fiberglass and polycarbonate skylight panels available.
- Manufactured with high tensile steel for greater load capability.
- Economical standard and custom trim packages available with every order.
- Product is UL Class A Fire Rated when installed in accordance with UL requirements.
- Building Code Approval Report: #ER-0550



# DELTA RIB™ III




## Cool DURA TECH XL

### COOL Dura Tech xl keeps the heat out and the color brilliant.

- Superior color retention and resistance to chalk and fade.
- Dura Tech xl energy saving **COOL** colors reduce the demand for energy.



### Premium Colors (The premium colors below are subject to upcharge)



† Please note these colors are batch sensitive (may have color variation) and are directional in nature. Different batches are not to be mixed on projects. We recommend that you request a sample of current stocked material to review actual color before ordering to ensure color accuracy. We are not responsible for color variations.

### LOAD TABLE


Gauge	Span	Cond.	Positive (Inward) Uniform Load Capacity (lbs/ft²) / Span (ft.-in.)								
			16"	2'-0"	2'-6"	3'-0"	3'-6"	4'-0"	4'-6"	5'-0"	6'-0"
29	Single Span	ASD, W/Ω	242	107	68	48	35	27	21	17	12
		L/180	-	-	-	40	25	17	12	9	5
	Double Span	ASD, W/Ω	238	110	71	49	36	28	22	17	12
		L/180	-	-	-	-	-	-	-	-	-
	Triple Span	ASD, W/Ω	289	135	88	62	45	35	27	23	15
		L/180	-	-	-	-	-	32	23	16	10
26	Single Span	ASD, W/Ω	332	147	94	65	48	37	29	24	16
		L/180	-	-	88	51	32	21	15	11	6
	Double Span	ASD, W/Ω	310	141	90	63	46	36	28	23	16
		L/180	-	-	-	-	-	-	-	-	15
	Triple Span	ASD, W/Ω	379	174	112	78	58	45	35	28	20
		L/180	-	-	-	-	-	40	28	21	12

**NOTES:**  
 Top values based on allowable stress (ASD). Bottom values based on a deflection limit of L/180.  
 "-" denotes that the allowable load is limited by the panel stress vs. deflection limit.  
 Steel conforms to ASTM A653 (Galvanized) or ASTM A792 (ZINCALUME) structural steel.  
 Tabulated values are for positive (inward) uniform loading only.  
 Values are based on the American Iron and Steel Institute "Cold Formed Steel Design Manual" (AISI S100-12).  
 Refer to ascbp.com for more complete Delta Rib III performance data.



### A robust and economical paint system.

- Resistant to chalk and fade with ratings similar to a PVDF.
- Engineered to resist peeling or cracking for 25 years.



### Product Availability by Gauge and Location

Location	Salem, Oregon
Dura Tech xl	29ga & 26ga
ColorGuard 25	29ga

Additional lead times apply on products supplied from a non-local facility.

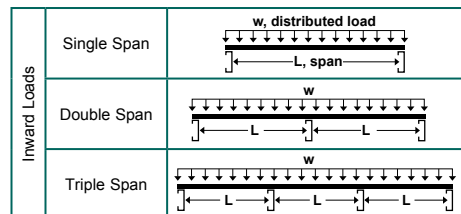
Not all facilities produce product in premium colors. Please allow additional lead time for shipment to other service areas.

### REPRESENTATION OF COLORS MAY VARY DUE TO PRINTING LIMITATIONS.

Sample color chips are available upon request. Consult your ASC Building Products representative for more information.

Gauge	Properties							
	Base Steel Thickness (in)	Yield (ksi)	Tensile (ksi)	Wt. (lbs/ft²)	I+ (in⁴/ft)	S+ (in⁴/ft)	I- (in⁴/ft)	S- (in⁴/ft)
29	0.0139	80	82	0.65	0.0124	0.0179	0.0104	0.0191
26	0.0173	80	82	0.80	0.0157	0.0245	0.0134	0.0242

**NOTES:** The moments of inertia, I+ and I-, presented for determining deflection are:  $(2I_{Effective} + I_{Gross})/3$



ASC Building Products is Proudly Distributed by: