

COLOR CHART




Not all colors and profiles are available at all locations.
Please see back of color card for details.

STANDARD COLORS



ZINCALUME® Plus*
SRI: 64 • LRV: 67



WINTER WHITE
SRI: 88 • LRV: 74



SURF WHITE
SRI: 74 • LRV: 59




LIGHT STONE
SRI: 70 • LRV: 53




DESERT BEIGE
SRI: 58 • LRV: 39




CASCADE GRAY
SRI: 58 • LRV: 41




TAUPE
SRI: 53 • LRV: 28




PATINA STEEL
SRI: 38 • LRV: 17



CHESTNUT BROWN
SRI: 36 • LRV: 12



CLASSIC BROWN
SRI: 29 • LRV: 7



MATTE BLACK
SRI: N/A • LRV: 5



CANYON RED
SRI: 45 • LRV: 16



RUSTIC RED
SRI: 43 • LRV: 13



OLD TOWN GRAY
SRI: 43 • LRV: 27



OLD ZINC GRAY
SRI: 43 • LRV: 22



WEATHERED COPPER
SRI: 32 • LRV: 11



SLATE GRAY
SRI: 32 • LRV: 13



TAHOE BLUE
SRI: 33 • LRV: 14



OLIVE
SRI: 34 • LRV: 14



EVERGLADE
SRI: 35 • LRV: 19



DENALI GREEN
SRI: 29 • LRV: 11



CYPRESS GREEN
SRI: 29 • LRV: 11



FOREST GREEN
SRI: 36 • LRV: 8


REPRESENTATION OF COLORS MAY VARY DUE TO PRINTING LIMITATIONS.

Sample color chips are available upon request. Consult your ASC Building Products representative for more information.

PREMIUM COLORS



COPPER PENNY¹
SRI: 53 • LRV: 28



NATURAL RUST¹
SRI: 33 • LRV: 11
(Subject to upcharge)



¹ Please note these colors are batch sensitive (may have color variation) and are directional in nature. Different batches are not to be mixed on projects. We recommend that you request a sample of current stocked material to review actual color before ordering to ensure color accuracy. We are not responsible for color variations.

SRI=Solar Reflective Index. LRV=Light Reflectance Value. GA= Gauge of Steel. *Clear acrylic coated

SRI values in accordance with ASTM E1980 and are based on independent testing. Cool Roof Rating Council (CRRC) performance values (for CA Title 24, Energy Star) are based on color families and will differ from those listed above. Please visit www.ascbp.com for additional information.

Customer Service Centers

Salem, OR: 503-390-7174 or 800-272-7023 | Spokane, WA: 509-536-4097 or 800-776-8771

www.ascbp.com

PRODUCT DETAILS AND SPECS



Cool DURA TECH^{XL}

**KEEPS THE HEAT OUT
AND THE COLOR BRILLIANT**

Superior color retention and resistance to chalk and fade.

Dura Tech x/ energy saving cool colors reduce the demand for energy.

This premium paint system is ideal for residential applications.



ROBUST ECONOMICAL PAINT SYSTEM

Chalk and fade with ratings similar to a PVDF.

Engineered to resist peeling or cracking for 25 years.

29 gauge steel with a .2-.3 primer thickness and a nominal 1 mil total dry film thickness over a galvanized substrate.

Cool DURA TECH^{nt}

ENERGY SAVING COOL COLORS

Superior performance in harsh environments.

Combines the corrosion protection of ZINCALUME[®] with a highly durable cool resin technology.

Reduce the demand for energy and provides excellent color retention.



ASC Building Products is Proudly Distributed by:

Color, Gauge, and Paint System	12" Skyline Roofing [®]	16" Skyline Roofing [®]	2 1/2" Corrugated	Delta Rib [™]	Nor-Clad [®]	Strata Rib [®]	Delta Rib [™] III	PBR Panel
Dura Tech [™] ...	x/		x/		x/	CG25*		nt
Canyon Red					29ga			
Cascade Gray					29ga ³			
Chestnut Brown	26ga	26ga ³	29ga	29ga	29ga	29ga ²		26ga
Classic Brown		26ga ³	29ga & 26ga	29ga				
Cypress Green	26ga	26ga		29ga				
Denali Green	26ga	26ga	29ga & 26ga	29ga & 26ga	29ga ⁶		26ga	
Desert Beige			29ga	29ga	29ga ⁶		26ga	
Everglade		26ga		29ga				
Forest Green	26ga	26ga	26ga	29ga	29ga ²			
Light Stone		26ga ³				29ga	26ga	
Matte Black		26ga ³			29ga ³			
Old Town Gray			29ga & 26ga	29ga	29ga ²		26ga	
Old Zinc Gray	26ga	26ga		29ga				
Olive		26ga		29ga				
Patina Steel		26ga		29ga				
Rustic Red	26ga	26ga	29ga & 26ga	29ga	29ga ²			
Slate Gray	26ga	26ga	29ga ¹	29ga				
Surf White				29ga ⁵			26ga	
Tahoe Blue	26ga	26ga	29ga ⁴	29ga & 26ga ²				
Taupe	26ga			29ga				
Weathered Copper	26ga	26ga		29ga & 26ga			26ga	
Winter White		26ga ⁵	29ga & 26ga	29ga & 26ga	29ga ²		26ga ⁸	
ZINCALUME [®] Plus ⁷		26ga	29ga & 26ga	29ga & 26ga			26ga	
Galvanized G90 Plus							26ga	

Premium Colors (Subject to upcharge)

Copper Penny	26ga - 16" Skyline Roofing 29ga ⁶ - Strata Rib, Nor-Clad, Delta Rib III
Natural Rust	29ga - Strata Rib, Nor-Clad from Spokane, WA. and Anchorage, AK. 26ga - Nu-Wave Corrugated, from Tacoma, WA. and Fontana, CA. 26ga - 16" Skyline Roofing from Salem, OR. and Spokane, WA. 29ga - 2 1/2" Corrugated, 32" coverage from Sacramento, CA.

Product, Gauge and Manufacturing Location	Anchorage, AK.	Sacramento, CA.	Salem, OR.	Spokane, WA.
12" Skyline Roofing			26ga	
16" Skyline Roofing	26ga	26ga	26ga	26ga
2 1/2" Corrugated		29ga & 26ga		
Delta Rib (24")		29ga & 26ga		29ga
Nor-Clad	29ga		29ga & 26ga	29ga
Strata Rib	29ga	29ga & 26ga		29ga
Delta Rib III (36")			29ga & 26ga	
PBR Panel		26ga		26ga

Additional lead times apply on products supplied from a non-local facility.

NOTES:

- (1) Only available from Sacramento, CA.
- (2) Not available from Sacramento, CA.
- (3) Not available from Anchorage, AK.
- (4) Only available in Delta Rib from Spokane, WA.
- (5) Available from Salem, OR. only
- (6) Not available from Sacramento, CA. or Anchorage, AK.
- (7) Unpainted
- (8) G90 only
- (9) Only available in Delta Rib III and Nor-Clad from Salem, OR.

* ColorGuard 25 with Spectrascape[®]

