



ASC<sup>®</sup>  
BUILDING  
PRODUCTS

# METAL ROOFING & SIDING PRODUCT GUIDE



ASC Building Products is a leading manufacturer specializing in high quality metal roofing and siding products. Our products are backed by accredited third party testing and limited lifetime warranties for residential applications.

#### METAL ROOFING

- 2 Design Span® *hp*
- 3 Skyline Roofing®
- 4 Skyline Roofing® *hp*

#### METAL ROOFING AND SIDING

- 5 Delta Rib™
- 6 Delta Rib™ III
- 7 Strata Rib®
- 8 Nor-Clad®
- 9 PBR Panel
- 10 Nu-Wave® Corrugated
- 11 2½" Corrugated
- 12 IronOx Corrugated

#### ADDITIONAL INFORMATION

- 13 Trims and Flashings Guide
- 16 Fastener Selection Guide
- 17 Product Index
- 18 Color Index

Product: Skyline® Roofing  
Color: Matte Black

Featured on Front Cover  
Product: Skyline® Roofing (Striated)  
Color: ZINCALUME® Plus





Product: Design Span® hp  
Color: Slate Gray



Product: Design Span® hp  
Color: Old Town Gray



Product: Design Span® hp  
Color: ZACTique® II

Design Span® hp is a performance-rated structural standing seam metal roof system which does not require field seaming. Recommended as a roof over metal or wood decking, and as a fascia or mansard over plywood or supports.



#### FEATURES AND BENEFITS:

- 12", 16", 17" & 18" net coverage metal roof panel. (Additional charges and lead times apply for 18" in 22ga)
- Minimum recommended slope 2:12.
- 24ga and 22ga in standard finishes.
- Custom manufactured panel lengths: 5'-3" to 45'-0".
- Wide batten cap available for a bold appearance.
- Panel is acceptable for use in metal wall applications.
- Subtle striations available on 16", 17" & 18" panels.
- Factory notching available for turn under at the eave.
- Factory applied sealant is a standard offer.
- Snap-together panel; no field seaming required.
- See page 17 for testing and certifications.

**PREMIUM COLOR**  
Vintage®  
SRI 22 | LRV 20

#### DURA TECH™ 5000 (PVDF) - 24 and 22 Gauge

				
ZINCALUME® Plus SRI 64   LRV 67	Regal White SRI 88   LRV 75	Parchment SRI 58   LRV 40	Sierra Tan SRI 55   LRV 34	Pebble SRI 48   LRV 27
				
Walnut SRI 38   LRV 18	Weathered Copper SRI 34   LRV 11	Dark Bronze SRI 32   LRV 8	Terra-Cotta SRI 41   LRV 15	Colonial Red SRI 35   LRV 9
				
Old Town Gray SRI 43   LRV 27	Zinc Gray SRI 39   LRV 20	Slate Gray SRI 33   LRV 12	Midnight Bronze SRI 27   LRV 7	Matte Black SRI 29   LRV 5
				
Tahoe Blue SRI 33   LRV 14	Regal Blue SRI 29   LRV 10	Sage Green SRI 41   LRV 21	Leaf Green SRI 30   LRV 11	Forest Green SRI 29   LRV 9

#### DURA TECH™ MX (PVDF) - 24 and 22 Gauge (Subject to upcharge)

				
Metallic Silver SRI 65   LRV 50	Silversmith SRI 58   LRV 54	ZACTique® II SRI 39   LRV 22	Metallic Champagne SRI 54   LRV 33	Metallic Copper SRI 53   LRV 29

Representation of colors may vary due to printing limitations.  
Sample color chips are available upon request.





Product: Skyline Roofing®  
Color: ZINCALUME® Plus




Product: Skyline Roofing®  
Color: Copper Penny



Product: Skyline Roofing®  
Color: Matte Black

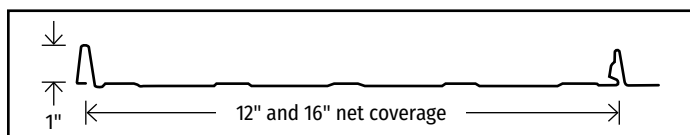
Skyline Roofing® is a standing seam metal roofing panel featuring a concealed fastened design. With clean lines and snap-together installation, the Skyline Roofing system has long been a top choice for residential roofing.



Shown here with  
Striated Option.

#### FEATURES AND BENEFITS:

- 12" & 16" coverage metal roof panel.
- Minimum recommended slope 3:12.
- 26ga in standard finishes.
- See page 18 for additional color and gauge information.
- Limited Lifetime Warranty for residential applications.
- Custom manufactured panel lengths: 4'-0" to up to 50'-0".
- Subtle striations available.
- Snap-together panel, no field seaming required.
- See page 17 for testing and certifications.



#### DURA TECH™ XL (SMP) - 26 Gauge

ZINCALUME® Plus¹ SRI 64   LRV 67	Winter White¹ SRI 88   LRV 74	Light Stone¹ SRI 70   LRV 53	Taupe² SRI 53   LRV 28	Patina Steel¹ SRI 38   LRV 17
Chestnut Brown SRI 36   LRV 12	Classic Brown¹ SRI 29   LRV 7	Matte Black SRI N/A   LRV 5	Rustic Red¹ SRI 43   LRV 13	Old Town Gray SRI 43   LRV 27
Old Zinc Gray SRI 43   LRV 22	Weathered Copper SRI 32   LRV 11	Slate Gray SRI 32   LRV 13	Tahoe Blue SRI 33   LRV 14	Everglade¹ SRI 35   LRV 19
Denali Green SRI 29   LRV 11	Forest Green SRI 36   LRV 8	Copper Penny¹ SRI 53   LRV 28		

#### PREMIUM COLOR (SMP) - 26 Gauge\*

Natural Rust¹ SRI 32   LRV 10
----------------------------------

Notes:  
¹ 16" panel only  
² 12" panel only  
\* Subject to upcharge

Representation of colors may vary due to printing limitations.  
Sample color chips are available upon request.



Product: Skyline Roofing® hp  
Color: ZINCALUME® Plus




Product: Skyline Roofing® hp  
Color: Weathered Copper



Product: Skyline Roofing® hp Striated  
Color: Copper Penny

Skyline Roofing® hp is a high-performance metal roofing system available in 24 gauge premium colors. This concealed fastened, standing seam panel is ideal for residential and light commercial roof applications.



Shown here with  
Standard Ribbed  
Option.

## FEATURES AND BENEFITS:

- 16" coverage roof panel.
- Minimum recommended slope 3:12.
- 24ga in standard finishes.
- Limited Lifetime Warranty for residential applications.
- Custom manufactured panel lengths: 4'-0" to up to 50'-0".
- Subtle striations available.
- Notching only available in Anchorage, AK.
- Snap-together panel, no field seaming required.
- See page 17 for testing and certifications.

### STANDARD COLORS

DURA TECH™ 5000 (PVDF) - 24 Gauge




Old Town Gray  
SRI 43 | LRV 27

Zinc Gray  
SRI 39 | LRV 20

Matte Black  
SRI 29 | LRV 5

Slate Gray  
SRI 33 | LRV 12

Forest Green  
SRI 29 | LRV 9



Weathered Copper  
SRI 34 | LRV 11

Dark Bronze  
SRI 32 | LRV 8

### SPECIAL ORDER (Minimum order required)

DURA TECH™ 5000 (PVDF) - 24 Gauge



\*Metallic colors are subject to price upcharge. These colors are batch sensitive (may have color variation) and are directional in nature. Different batches are not to be mixed on projects.

Representation of colors may vary due to printing limitations.  
Sample color chips are available upon request.



Product: Delta Rib™  
Color: ZINCALUME® Plus




Product: Delta Rib™  
Color: Forest Green



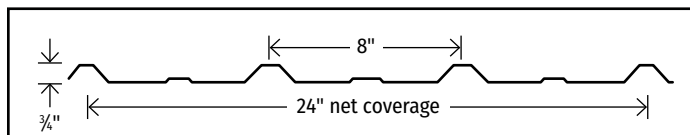
Product: Delta Rib™  
Color: ZINCALUME® Plus

Delta Rib™ metal roofing and siding is a light gauge, exposed fastener panel ideal for residential, light commercial, agricultural and retail projects. Due to its 24" width, this panel offers excellent ease of installation.



#### FEATURES AND BENEFITS:

- 24" coverage roof and wall panel.
- Roof Installation: Minimum 3:12 recommended.
- Wall Installation: Horizontal or vertical.
- 29ga and 26ga in standard finishes.
- See page 18 for additional color and gauge information.
- Limited Lifetime Warranty for residential applications.
- Custom manufactured panel lengths: 4'-6" to 40'-0".
- Matching polycarbonate panels available in 0.8mm clear or white in the following lengths: 8', 10', 12'.
- See page 17 for testing and certifications.



#### DURA TECH™ XL (SMP) - 29 & 26 Gauge

ZINCALUME® Plus SRI 64   LRV 67	Winter White SRI 88   LRV 74	Desert Beige <sup>1</sup> SRI 58   LRV 39	Chestnut Brown <sup>1</sup> SRI 36   LRV 12	Classic Brown SRI 29   LRV 7
Rustic Red SRI 43   LRV 13	Old Town Gray SRI 43   LRV 27	Slate Gray <sup>1</sup> SRI 32   LRV 13	Tahoe Blue <sup>1</sup> SRI 33   LRV 14	Denali Green SRI 29   LRV 11
Forest Green <sup>2</sup> SRI 36   LRV 8				

Notes:  
<sup>1</sup> 29ga only  
<sup>2</sup> 26ga only

Representation of colors may vary due to printing limitations.  
Sample color chips are available upon request.





Product: Delta Rib™ III  
Color: Forest Green




Product: Delta Rib™ III  
Color: Forest Green



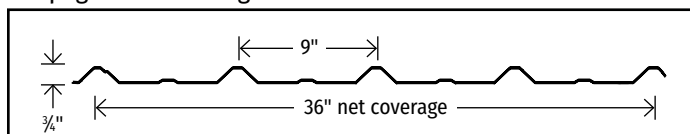
Product: Delta Rib™ III  
Color: Winter White

Delta Rib™ III metal roofing and metal siding is a light gauge, exposed fastener panel ideal for residential, light commercial, and agricultural projects. This versatile panel offers great coverage and clean lines in a variety of energy-efficient colors.



## FEATURES AND BENEFITS:

- 36" coverage roof and wall panel.
- Roof Installation: Minimum 3:12 recommended.
- Wall Installation: Horizontal or vertical.
- 29ga and 26ga in several standard finishes. Note, not all colors available in all locations, see page 18 for color availability.
- See page 18 for additional color and gauge information.
- Limited Lifetime Warranty for residential applications.
- Custom manufactured panel lengths: 4'-6" to 45'-0".
- Matching polycarbonate panels available in 0.8mm clear or white in the following lengths: 8', 10', 12'.
- See page 17 for testing and certifications.



## DURA TECH™ XL (SMP) - 29 & 26 Gauge

ZINCALUME® Plus SRI 64   LRV 67	Winter White <sup>1</sup> SRI 88   LRV 74	Surf White * SRI 74   LRV 59	Light Stone <sup>2</sup> * SRI 70   LRV 53	Desert Beige <sup>1</sup> * SRI 58   LRV 39
Cascade Gray * SRI 58   LRV 41	Taupe * SRI 53   LRV 28	Patina Steel * SRI 38   LRV 17	Chestnut Brown <sup>1</sup> * SRI 36   LRV 12	Classic Brown * SRI 29   LRV 7
Matte Black * SRI N/A   LRV 5	Canyon Red * SRI 45   LRV 16	Rustic Red <sup>1</sup> * SRI 43   LRV 13	Old Town Gray <sup>1</sup> * SRI 43   LRV 27	Old Zinc Gray * SRI 43   LRV 22
Weathered Copper SRI 32   LRV 11	Slate Gray * SRI 32   LRV 13	Tahoe Blue SRI 33   LRV 14	Everglade * SRI 35   LRV 19	Denali Green <sup>1</sup> SRI 29   LRV 11
		<div>Gauge Note: * 29ga only</div> <div>Finish Notes: <sup>1</sup> Available in ColorGuard 25 <sup>2</sup> Only in ColorGuard 25</div>		
Forest Green <sup>1</sup> * SRI 36   LRV 8	Copper Penny * SRI 53   LRV 28			

Representation of colors may vary due to printing limitations.  
Sample color chips are available upon request.



Product: Strata Rib®  
Color: Winter White & Canyon Red




Product: Strata Rib®  
Color: ZINCALUME®



Product: Strata Rib®  
Color: Light Stone & Classic Brown

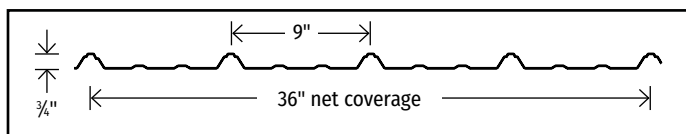


Strata Rib® metal roofing and metal siding is a light gauge, exposed fastener panel with two minor ribs in between  $\frac{3}{4}$ " high reinforced major ribs. These attributes provide added strength, durability, and easier installation, all of which save time and money.



## FEATURES AND BENEFITS:

- 36" coverage roof and wall panel.
- Roof Installation: Minimum 3:12 recommended.
- Wall Installation: Horizontal or vertical.
- 29ga and 26ga in standard finishes.
- See page 18 for additional color and gauge information.
- Limited Lifetime Warranty for residential applications.
- Custom manufactured panel lengths: 4'-6" to 45'-0".
- Matching polycarbonate panels available in 0.8mm clear or white in the following lengths: 2', 8', 10', 12'.
- See page 17 for testing and certifications.



## DURA TECH™ XL (SMP) - 29 & 26 Gauge

ZINCALUME® Plus SRI 64   LRV 67	Winter White¹ SRI 88   LRV 74	Surf White SRI 74   LRV 59	Light Stone¹ SRI 70   LRV 53	Desert Beige¹ SRI 58   LRV 39
Cascade Gray SRI 58   LRV 41	Taupe SRI 53   LRV 28	Patina Steel SRI 38   LRV 17	Chestnut Brown¹ SRI 36   LRV 12	Classic Brown SRI 29   LRV 7
Matte Black SRI N/A   LRV 5	Canyon Red SRI 45   LRV 16	Rustic Red¹ SRI 43   LRV 13	Old Town Gray¹ SRI 43   LRV 27	Old Zinc Gray SRI 43   LRV 22
Weathered Copper SRI 32   LRV 11	Slate Gray SRI 32   LRV 13	Tahoe Blue SRI 33   LRV 14	Everglade SRI 35   LRV 19	Denali Green¹ SRI 29   LRV 11
		<b>PREMIUM COLOR (SMP) - 29 Gauge*</b>		
Forest Green¹ SRI 36   LRV 8	Copper Penny SRI 53   LRV 28			
		Natural Rust SRI 32   LRV 10		

Notes:  
¹ Available in ColorGuard 25  
\* Subject to upcharge

Representation of colors may vary due to printing limitations.  
Sample color chips are available upon request.




Product: Nor-Clad®  
Color: Rustic Red & ZINCALUME® Plus  
Photo Credit: Robert Weyrick | Perspective Image



©PermaBilt®

Product: Nor-Clad®  
Colors: Winter White, Weathered Copper & ZINCALUME® Plus  
Photo Credit: Robert Weyrick | Perspective Image




©PermaBilt®



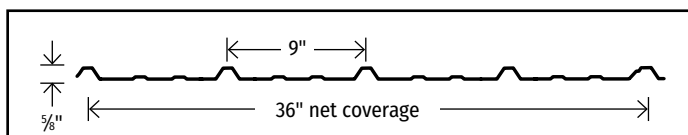
Product: Nor-Clad®  
Color: Taupe

Nor-Clad® metal roofing and metal siding is a light gauge, exposed fastener panel ideal for residential roofing, light commercial, and agricultural projects. This versatile industry standard panel can help save time and money with its ease of installation.



## FEATURES AND BENEFITS:

- 36" coverage roof and wall panel.
- Roof Installation: Minimum 3:12 recommended.
- Wall Installation: Horizontal or vertical.
- 29ga and 26ga in standard finishes.
- See page 18 for additional color and gauge information.
- Limited Lifetime Warranty for residential applications.
- Custom manufactured panel lengths: 4'-6" to 45'-0".
- Matching polycarbonate panels available in 0.8mm clear or white in the following lengths: 2', 8', 10', 12'.
- See page 17 for testing and certifications.



## DURA TECH™ XL (SMP) - 29 & 26 Gauge

ZINCALUME® Plus SRI 64   LRV 67	Winter White¹ SRI 88   LRV 74	Surf White SRI 74   LRV 59	Light Stone¹ SRI 70   LRV 53	Desert Beige¹ SRI 58   LRV 39
Cascade Gray SRI 58   LRV 41	Taupe SRI 53   LRV 28	Patina Steel SRI 38   LRV 17	Chestnut Brown¹ SRI 36   LRV 12	Classic Brown SRI 29   LRV 7
Matte Black SRI N/A   LRV 5	Canyon Red SRI 45   LRV 16	Rustic Red¹ SRI 43   LRV 13	Old Town Gray¹ SRI 43   LRV 27	Old Zinc Gray SRI 43   LRV 22
Weathered Copper SRI 32   LRV 11	Slate Gray SRI 32   LRV 13	Tahoe Blue SRI 33   LRV 14	Everglade SRI 35   LRV 19	Denali Green¹ SRI 29   LRV 11
Forest Green¹ SRI 36   LRV 8	Copper Penny SRI 53   LRV 28	PREMIUM COLOR (SMP) - 29 Gauge*		
		Natural Rust SRI 32   LRV 10	Notes: ¹ Available in ColorGuard 25 * Subject to upcharge	

Representation of colors may vary due to printing limitations.  
Sample color chips are available upon request.





Product: PBR Panel  
Color: ZINCALUME® Plus & Rustic Red



Product: PBR Panel  
Color: Weathered Copper




Product: PBR Panel  
Color: Rustic Red & Desert Beige

PBR Panel offers a unique yet flexible design, ideal for pre-engineered metal, post-frame, and agricultural buildings. This industry standard panel is economical and fast to install, making it a great solution for metal buildings and other commercial structures.

## FEATURES AND BENEFITS:

- 36" coverage roof and wall panel.
- Roof Installation: Minimum recommended 1:12.
- Wall Installation: Horizontal or vertical.
- 26ga in Dura Tech™ nt, 24ga in Dura Tech™ 5000/mx.
- See page 18 for additional color and gauge information.
- Custom manufactured panel lengths: 5'-0" to 40'-0".
- Matching polycarbonate panels available in 0.8mm clear or white in the following lengths: 8', 10', 12'.
- Ideal for livestock and animal confinement.
- See page 17 for testing and certifications.



## DURA TECH™ NT (SMP) - 26 Gauge

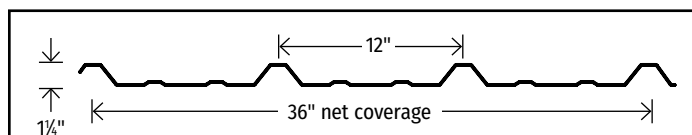
ZINCALUME® Plus SRI 64   LRV 67	Winter White SRI 88   LRV 74	Surf White SRI 74   LRV 59	Light Stone SRI 70   LRV 53	Desert Beige SRI 58   LRV 39
Chestnut Brown SRI 36   LRV 12	Rustic Red SRI 43   LRV 13	Old Town Gray SRI 43   LRV 27	Tahoe Blue SRI 33   LRV 14	Weathered Copper SRI 32   LRV 11
Denali Green SRI 29   LRV 11				

## DURA TECH™ 5000 (PVDF) - 24 Gauge

ZINCALUME® Plus SRI 64   LRV 67	Regal White SRI 88   LRV 75	Parchment SRI 58   LRV 40	Sierra Tan SRI 55   LRV 34	Weathered Copper SRI 34   LRV 11
Dark Bronze SRI 32   LRV 8	Terra-Cotta SRI 41   LRV 15	Colonial Red SRI 35   LRV 9	Old Town Gray SRI 43   LRV 27	Zinc Gray SRI 39   LRV 20
Slate Gray SRI 33   LRV 12	Matte Black SRI 29   LRV 5	Tahoe Blue SRI 33   LRV 14	Regal Blue SRI 29   LRV 10	Sage Green SRI 41   LRV 21
Leaf Green SRI 30   LRV 11	Forest Green SRI 29   LRV 9			

## DURA TECH™ MX (PVDF) - 24 Gauge (Subject to upcharge)

Metallic Silver SRI 65   LRV 50	ZACTique® II SRI 39   LRV 22	Metallic Champagne SRI 54   LRV 33
------------------------------------	---------------------------------	---------------------------------------




Representation of colors may vary due to printing limitations.  
Sample color chips are available upon request.






Nu-Wave® Corrugated is a classic through-fastened metal panel with  $\frac{7}{8}$ " deep corrugations. The panel measures 36" out-to-out, with a 32" net coverage for roof applications and a  $34\frac{2}{3}$ " net coverage for wall applications.

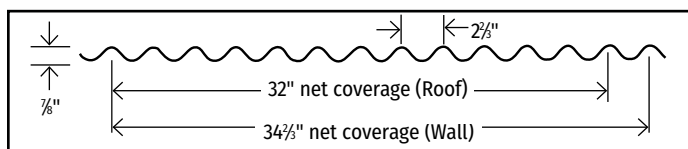


## FEATURES AND BENEFITS:

- 32" coverage roof panel.  $34\frac{2}{3}$ " coverage wall panel.
- Minimum recommended slope 3:12.
- Wall Installation: Horizontal or vertical.
- 26ga in Dura Tech™ nt, 24ga and 22ga in Dura Tech™ 5000/mx. 20ga available in ZINCALUME® Plus.
- See page 18 for additional color and gauge information.
- Custom manufactured panel lengths: 6'-0" to 50'-0".
- Matching 12' polycarbonate panels available in 0.8mm white.
- See page 17 for testing and certifications.

 IronOx® is black steel (uncoated and unpainted), that rusts naturally. No warranty is offered or implied. Only available in 22 GA Nu-Wave® Corrugated.

### DURA TECH™ MX (PVDF) -24 & 22 Gauge (Subject to upcharge)



### DURA TECH™ NT (SMP) - 26 Gauge



### DURA TECH™ 5000 (PVDF) - 24 & 22 Gauge



Representation of colors may vary due to printing limitations. Sample color chips are available upon request.





Product: 2½" Corrugated  
Color: Natural Rust




Product: 2½" Corrugated  
Color: ZINCALUME® Plus



Product: 2½" Corrugated  
Color: Natural Rust

2½" Corrugated is a light gauge, exposed fastener panel ideal for light commercial, residential roof and walls, agricultural roof, and soffit applications. This versatile panel is a top choice for project designs ranging from country to modern.



## FEATURES AND BENEFITS:

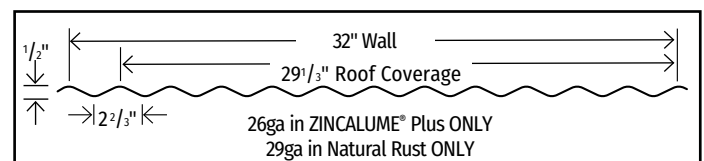
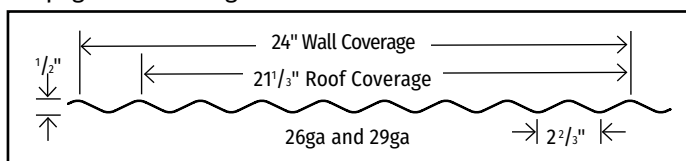
- 24" or 32" wall coverage.
- Wall Installation: Horizontal or vertical.
- 21⅓" or 29⅓" roof coverage.
- Minimum recommended slope 3:12.
- 24" Coverage available in 29ga and 26ga in standard finishes.
- See page 18 for additional color and gauge information.
- Custom manufactured panel lengths: 4'-6" to 45'-0".
- Matching polycarbonate panels available in 0.8mm white in the following lengths: 8', 10', 12'.
- See page 17 for testing and certifications.

## DURA TECH™ XL (SMP) - 29 & 26 Gauge

ZINCALUME® Plus SRI 64   LRV 67	Winter White SRI 88   LRV 74	Desert Beige¹ SRI 58   LRV 39	Chestnut Brown¹ SRI 36   LRV 12	Classic Brown SRI 29   LRV 7
Rustic Red SRI 43   LRV 13	Old Town Gray SRI 43   LRV 27	Slate Gray¹ SRI 32   LRV 13	Denali Green¹ SRI 29   LRV 11	Forest Green² SRI 36   LRV 8
PREMIUM COLOR (SMP) - 29 Gauge*				
Natural Rust¹ SRI 32   LRV 10				


Notes:  
¹ 29ga only    ² 26ga only  
\* Subject to upcharge

Representation of colors may vary due to printing limitations.  
Sample color chips are available upon request.



32" profile available in 22ga and 24ga in the premium Dura Tech™ 5000 paint system. Extended lead times and minimum order requirements apply, contact sales for availability and pricing.





Product: IronOx Corrugated  
Color: IronOx (Black Steel)




Product: IronOx Corrugated  
Color: IronOx (Black Steel)



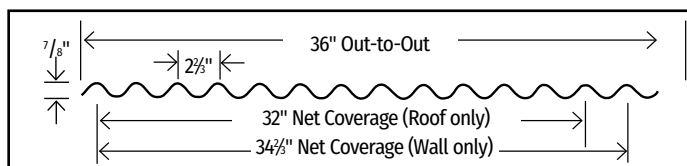
Product: IronOx Corrugated  
Color: IronOx (Black Steel)

IronOx Corrugated panel is ideal for creative builders looking to design with the aesthetic beauty of rusted corrugated steel. Its historic corrugated form preserves the old-fashioned design of steel panels that have graced the countryside for decades.



#### FEATURES AND BENEFITS:

- 34 $\frac{3}{8}$ " wall coverage.
- Wall Installation: Horizontal or vertical.
- 32" Roof Coverage - Note: IronOx does not meet the minimum requirements for a metal roof covering per the IBC® and IRC®. Check the building code requirements for your project before ordering or installing.
- Roof Installation: Minimum 3:12 recommended.
- 22ga unpainted and untreated steel allows the surface to rust and form a natural iron oxide finish.
- Custom manufactured panel lengths: 6'-0" to 50'-0".
- No warranty offered or implied.



Product: IronOx Corrugated  
Color: IronOx (Black Steel)



## Design Span® hp

## Skyline Roofing®

AL41 Angle Cleat 	B41 Drip Flashing 	B16 Base Trim 	C16 C Trim 
CF41 Counter Flashing 	G41 Gable 	E16 Narrow Eave 	E17 Wide Eave 
L41 Closure 	OL41 Offset Cleat 	E18 Snow Eave 	E19 Notched Eave 
R41 Ridge 	R42 Vented Ridge 	E21 Nosed Eave 	E22 Nosed Eave 
SF41 Support Flashing 	TR41 Transition (High-Low) 	EW16 Endwall 	EW17 Vented Endwall 
TR43 Transition (Low-High) 	V41 Valley 	G5 Adjustable Gable 	G16 Narrow Gable 
ZL41 "Z" Clip 	Z41 "Z" Closure 	G17 Standard Gable 	G18 Chalet Gable 



Skyline Roofing®



Nu-Wave® Corrugated



PBR Panel



PF16 Peak Flashing	PF18 Vented Peak	R16 Hip/Ridge	R17 Vented Ridge	R18 Narrow Ridge



Strata Rib®

Nor-Clad®

Delta Rib™ III

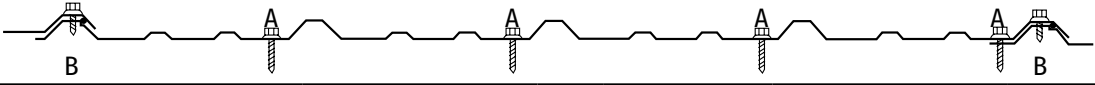


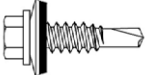







Delta Rib™











2½" Corrugated



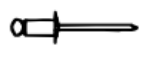




B1 Base Trim	C1 7/8" C-Metal	E1 Eave	E2 Eave	E3 Eave	E4 Eave
E5 Eave	ER1 Residential 3" Eave	ER2 Residential 4" Eave	EW1 Endwall	EW2 Residential Endwall	EW17 Vented Endwall
G1 Gable	G3 Gable	G4 Residential Gable	G18 Chalet Gable	IC1 Inside Corner	
IC2 Inside Corner	OC1 Outside Corner	OC2 Outside Corner	PB3 Pitch Break (High-Low)	PB4 Pitch Break (Low-High)	
PF2 Peak Flashing	PF3 Vented Peak	R1 Ridge	R2 Vented Ridge		
R3 Standard Ridge	R4 Residential Ridge	SW1 Sidewall	SW2 Residential Sidewall		
TC1 Single Track Cover	TC2 Single Track Cover	TC3 Double Track Cover	V1 W-Valley	V2 Residential Valley	



## Most Common Fasteners Used in the Installation of Metal Roofing and Siding

Exposed Fastener Panels				
				
Installation Type	Placement - A Panel-to-Substrate		Placement - B Panel Lap	
 INSTALLATION OVER PLYWOOD OR OSB		#14 Milled Point		#14x7/8" Stitch (Lap) Screw
 INSTALLATION OVER METAL FRAMING		#12-14tpi Self-Drill (For 22-14ga Framing)		#14x7/8" Stitch (Lap) Screw
		#12-24tpi Self-Drill (For 14ga & Heavier Framing)		
 INSTALLATION OVER DIMENSIONAL LUMBER		#9 Metal-To-Wood Screw		#12x3/4" Stitch (Lap) Screw (#12 Screw Head Matches Panel Screw Head For Consistency)

Concealed Fastener Panels	
 Skyline Roofing®	
 INSTALLATION OVER PLYWOOD OR OSB	 #8 Modified Truss Head Screw (Primary)  #10 Pan Head Wood Screw (Secondary)
 Design Span® hp	
 INSTALLATION OVER WOOD	 #10 or #12 Pan Head Wood Screw
 INSTALLATION OVER METAL FRAMING	 #10 or #12 Pan Head Self Drilling Screw  #12-24tpi Pan Head Self drilling screw (For 14ga & heavier framing)

Trims & Flashings Attachment		
	#14x7/8" Stitch (Lap) Screw	For trim-to-trim and trim-to-panel attachments.
	#12x3/4" Stitch (Lap) Screw	
	1/8" Stainless Steel Rivets	Option for trim-to-trim attachment. Not watertight
	Roofing Nails	Used to temporarily hold a flashing in place that needs to be installed prior to panels.
Proper Installation of Gasketed Fasteners		
	Correctly Driven	
	Under Driven	
	Over Driven	

## FASTENER NOTES:

- Refer to installation guides for proper fastener attachment spacing and location of fasteners across panel. Additional fastener attachment information located within ASCBP's code compliance reports: ER-0550 & ER-0309.
- Items in shaded box are available color matched with our metal roofing or siding.
- Screws must be properly driven to ensure proper seal and holding strength. Do not underdrive or overdrive the screws, especially those with sealing washers.
- Panel attachment screws must be long enough to penetrate through the substrate by at least 3/8" (if lumber, penetrate into lumber by at least one inch of effective threads (not including tapered portion).
- All screws must have durable, long life organic coatings, or be made of stainless steel to provide adequate protection against corrosion.
- It is recommended that fasteners be sourced through ASC Building Products to ensure quality fasteners, and color matching is achieved.





APPLICATION			PAINT		FEATURES¹								PERFORMANCE									
Roofing	Siding	Liner Panel	Dura Tech™ 5000/mx (PVDF)	Dura Tech™ xl (SMP)	ColorGuard 25 with Spectrascap (Poly)	Dura Tech™ nt (SMP)	Coverage (in)	Standard Gauges	Height (in)	Minimum Slope	X:12	Spanning Capability	Machine Curved²	Matching Polycarbonate Panels	Attachment	Uplift (ASTM E1592)	Air/Water Infiltration (ASTM)	UL790 Fire - Roof³	UL263 Fire - Wall	UL580 Uplift	UL 2218 Impact (Hail)	Building Code Approval Report⁴

PG	CONCEALED FASTENER METAL ROOFING																					
2	Design Span® hp	●			●			12, 16, 17, 18	22, 24	1 1/4	2	VG			CL	●	●	●	●	●	●	●
3	Skyline Roofing®	●			●			12, 16	26	1	3				NA	●		●			●	●
4	Skyline Roofing® hp	●			●			16	24	1	3				NA	●		●			●	●

PG	EXPOSED FASTENER METAL ROOFING AND SIDING																					
5	Delta Rib™	●	●		●			24	26, 29	3/4	3	G		●	D	C		●	●		●	●
6	Delta Rib™ III	●	●		●	●		36	26, 29	3/4	3	G		●	D	C		●	●		●	●
7	Strata Rib®	●	●	●	●	●		36	26, 29	3/4	3	G		●	D	C		●	●		●	●
8	Nor-Clad®	●	●	●	●	●		36	26, 29	3/4	3	G		●	D	C		●	●		●	●
9	PBR Panel	●	●		●		●	36	24, 26	1 1/4	1	VG		●	D	C		●	●		●	
10	Nu-Wave® Corrugated	●	●		●		●	32 (Roof), 34 1/2 (Wall)	20-26	7/8	3	E	●		D	C	●	●	●		●	●
11	2 1/2" Corrugated - 24"	●	●		●			21 1/2 (Roof), 24 (Wall)	26, 29	1/2	3	G		●	D	C		●	●		●	●
	2 1/2" Corrugated - 32"	●	●		●			29 1/2 (Roof), 32 (Wall)	26, 29	1/2	3	G		●	D	C		●	●		●	●
12	IronOx Corrugated	o	●				Bare Steel	32 (Roof), 34 1/2 (Wall)	22						D						●	

## TABLE NOTES:

- Primary Application / Standard Color.
- 1) Not all product capabilities/ limitations are listed. Chart to be used for general product selection guidance only.
- 2) In general, most panels may be sprung curved to large radii (inquire for limitations).
- 3) Roof assemblies Class A Fire Rated when installed on non-combustible deck or framing per IBC or IRC or when installed in accordance to UL listings (UL790).
- 4) Panel evaluated by accredited third party. All structural performance data is contained within Building Code Approval Report: IAPMO-UES #ER-0309.
- G Good Spanning Capability.
- VG Very Good Spanning Capability.
- E Excellent Spanning Capability.
- CL Clip Attached.
- D Direct Fastened.
- C Performance calculated per code provisions.

**OIL CANNING:** All flat metal surfaces can display waviness commonly referred to as "oil canning". Oil canning is an inherent characteristic of steel products, not a defect, and therefore is not a cause for panel rejection.

**SRI:** Solar Reflective Index. SRI values in accordance with ASTM E1980 and are based on independent testing. Cool Roof Rating Council (CRRC) performance values for CA Title 24 are based on color families and will differ from those listed in table.

**LRV:** Light Reflectance Value.

## BENEFITS OF METAL ROOFING

**LONG LASTING.** Metal roofs may last up to 60 years with proper maintenance and installation. Lasting 2 to 3 times longer than asphalt shingles.

**ENERGY EFFICIENT.** Cool metal roofs are offered in energy efficient colors that can save as much as 25% in energy costs.

**SAFE.** Metal roofs will not ignite or support combustion during a wildfire or lightning strike.

**ENVIRONMENTALLY FRIENDLY.** Metal roofs use recycled content and are 100% recyclable at the end of its life cycle.

**DURABLE.** Metal roofs withstand extreme weather conditions, including rain, wind, and snow; and have the highest Class 4 hail impact resistance in accordance to UL 2218.

**LOWER INSURANCE COSTS.** Metal roofs with qualifying impact-resistance certification may qualify for discounts.



Color Key															
Dura Tech™ xl (SMP)															
ColorGuard 25 with Spectrascape® (Polyester)															
Dura Tech™ nt (SMP)															
ZINCALUME® Plus (Unpainted product)															
Premium Color (Subject to upcharge)															
Colors & Gauges		26	26	29	26	29	26	29	26	29	26	29	26	26	26
ZINCALUME® Plus			CA OR/WA		1	WA		CA OR/WA		CA OR/WA					
Winter White			CA OR/WA					CA OR/WA	OR WA		CA OR/WA	WA			
Surf White								OR WA			OR WA				
Light Stone			CA OR/WA						CA OR/WA			CA OR/WA			
Desert Beige								CA OR/WA	OR WA		CA OR/WA	WA			
Cascade Gray								OR			OR				
Taupe								CA OR/WA			CA OR/WA				
Patina Steel			CA OR/WA					CA OR/WA			CA OR/WA				
Chestnut Brown			CA OR/WA					CA OR/WA	OR WA		CA OR/WA	WA			
Classic Brown			CA OR/WA					CA OR/WA			CA OR/WA				
Matte Black			CA OR/WA					CA OR/WA			CA OR/WA				
Canyon Red								CA OR/WA			CA OR/WA				
Rustic Red			CA OR/WA					CA OR/WA	OR WA		CA OR/WA	WA			
Old Town Gray			CA OR/WA					CA OR/WA	OR WA		CA OR/WA	WA			
Old Zinc Gray			CA OR/WA					CA OR/WA			CA OR/WA				
Weathered Copper			CA OR/WA					CA OR/WA			CA OR/WA				
Slate Gray			CA OR/WA			CA		CA OR/WA			CA OR/WA				
Tahoe Blue			CA OR/WA			WA		CA OR/WA		OR	CA OR/WA		OR		
Everglade			CA OR/WA					CA OR/WA			CA OR/WA				
Denali Green			CA OR/WA					CA OR/WA	OR WA		CA OR/WA	WA			
Forest Green			CA OR/WA					CA OR/WA	OR WA		CA OR/WA	WA			
Copper Penny*			CA OR/WA					OR/WA			OR/WA				
Natural Rust*			CA OR/WA		1			WA			WA				
IronOx <sup>2</sup>															2

PAINT SYSTEM	SMP	PVDF
OVERALL	Better	Best
PRICE POINT	Moderate	Higher
WARRANTY	Limited Lifetime Residential 25 Year Non-Residential	Limited Lifetime Residential 40 Year Non-Residential
DURABILITY	Medium to high	Highest
APPLICATION	Residential & Commercial	Architectural & Commercial
BRANDS	Dura Tech™ xl Dura Tech™ nt	Dura Tech™ 5000 Dura Tech™ mx

Production Locations											
Salem, OR.	Sacramento, California (CA)	Salem, Oregon (OR)	Spokane, Washington (WA)	Sacramento, CA.	Sacramento, CA.	Sacramento, CA, Spokane, WA.	Sacramento, CA.	Multiple Locations (See key)	Sacramento, CA., Salem, OR.	Sacramento, California (CA)	Salem, Oregon (OR)
										Spokane, Washington (WA)	Sacramento, CA., Salem, OR.
											Salem, OR.
											Sacramento, CA.
											Sacramento, CA.

## TABLE NOTES:

1) Also available in 32" Net Coverage. 2) IronOx is black steel (uncoated and unpainted), that rusts naturally. No warranty is offered or implied. Only available in 22 GA Nu-Wave® Corrugated.

\* Please note, these colors are batch sensitive (may have color variation) and are directional in nature. Different batches are not to be mixed on projects. We recommend you request a sample of current stocked material to review actual color before ordering to ensure color accuracy. We are not responsible for color variations.

PVDF: Polyvinylidene Fluoride coating SMP: Silicone-Modified Polyester coating





[ascbp.com](http://ascbp.com)



All information stated in the catalog is correct at time of printing and subject to change without notice.

©2025 ASC Profiles LLC. All rights reserved. ZINCALUME® is a registered trademark of BlueScope Steel Ltd. ZACTique® II and Vintage® are registered trademarks of Steelscape, LLC

BR600 0525 web