


Metal Roofing and Siding COLOR CHART



Not all colors and profiles are available at all locations. Please see back of color card for details. We recommend you request a physical sample to review before ordering. We are not responsible for color variations.



ZINCALUME® Plus*
SRI: 64 • LRV: 67



WINTER WHITE
SRI: 88 • LRV: 74



SURF WHITE
SRI: 74 • LRV: 59



LIGHT STONE
SRI: 70 • LRV: 53




DESERT BEIGE
SRI: 58 • LRV: 39




CASCADE GRAY
SRI: 58 • LRV: 41




TAUPE
SRI: 53 • LRV: 28




PATINA STEEL
SRI: 38 • LRV: 17



CHESTNUT BROWN
SRI: 36 • LRV: 12



CLASSIC BROWN
SRI: 29 • LRV: 7



MATTE BLACK**
SRI: N/A • LRV: 5



CANYON RED
SRI: 45 • LRV: 16



RUSTIC RED
SRI: 43 • LRV: 13



OLD TOWN GRAY
SRI: 43 • LRV: 27



OLD ZINC GRAY
SRI: 43 • LRV: 22



WEATHERED COPPER
SRI: 32 • LRV: 11



SLATE GRAY
SRI: 32 • LRV: 13



TAHOE BLUE
SRI: 33 • LRV: 14



EVERGLADE
SRI: 35 • LRV: 19



DENALI GREEN
SRI: 29 • LRV: 11



FOREST GREEN
SRI: 36 • LRV: 8



COPPER PENNY¹
SRI: 53 • LRV: 28



NATURAL RUST²
SRI: 32 • LRV: 10
(Subject to upcharge)



IRONOX²
SRI: N/A • LRV: N/A

MEASURED ON A SCALE OF 0 - 100

Light Reflective Value (LRV)
Measures how much visible light a color reflects and how much it absorbs. The **higher** the LRV, the **lighter** it will be.

Solar Reflective Index (SRI)
Measures the amount of **heat reflected** from painted metal roof. The higher the SRI value, the cooler the metal will be, helping cut down on **energy costs** to keep your **home cool**.

SRI values in accordance with ASTM E1980 and are based on independent testing. Cool Roof Rating Council (CRRC) performance values (for CA Title 24) are based on color families and will differ from above.

*Unpainted with a clear acrylic coating. **Not a rated product by the CRRC.

¹Please note, these colors are batch sensitive (may have color variation) and are directional in nature. Different batches are not to be mixed on projects.

²IronOx is black steel (uncoated and unpainted), that rusts naturally. No warranty is offered or implied. Only available in 22 gauge Nu-Wave® Corrugated.

REPRESENTATION OF COLORS MAY VARY DUE TO PRINTING LIMITATIONS.

Sample color chips are available upon request. Consult your ASC Building Products representative for more information.

Customer Service Centers

Salem, OR: 503-390-7174 or 800-272-7023 | Spokane, WA: 509-536-4097 or 800-776-8771

www.ascbp.com

PRODUCT DETAILS AND SPECS



Paint System Color Key																				
Dura Tech™ xl (SMP)																				
ColorGuard 25 with Spectrascape® (Polyester)																				
Dura Tech™ nt (SMP)																				
ZINCALUME® Plus (Unpainted; Clear acrylic coated)																				
Premium Color (Subject to upcharge)																				
Colors & Gauges		26	26	29	26	29	26	29	26	29	26	29	26	29	26	29	26	29	26	
		12" - Skyline Roofing®	16" - Skyline Roofing®	24" - 2½" Corrugated	24" - Delta Rib™	36" - Nor-Clad®	36" - Strata Rib®	36" - Delta Rib™ III	36" - PBR Panel	36" - Nu-Wave® Corrugated										
ZINCALUME® Plus		CA OR/WA		1	WA		CA OR/WA		CA OR/WA											
Winter White		CA OR/WA					CA OR/WA OR WA		CA OR/WA WA											
Surf White							OR WA		OR WA											
Light Stone		CA OR/WA					CA OR/WA		CA OR/WA											
Desert Beige							CA OR/WA OR WA		CA OR/WA WA											
Cascade Gray							OR		OR											
Taupe							CA OR/WA		CA OR/WA											
Patina Steel		CA OR/WA					CA OR/WA		CA OR/WA											
Chestnut Brown		CA OR/WA					CA OR/WA OR WA		CA OR/WA WA											
Classic Brown		CA OR/WA					CA OR/WA		CA OR/WA											
Matte Black*		CA OR/WA					CA OR/WA		CA OR/WA											
Canyon Red							CA OR/WA		CA OR/WA											
Rustic Red		CA OR/WA					CA OR/WA OR WA		CA OR/WA WA											
Old Town Gray		CA OR/WA					CA OR/WA OR WA		CA OR/WA WA											
Old Zinc Gray		CA OR/WA					CA OR/WA		CA OR/WA											
Weathered Copper		CA OR/WA					CA OR/WA		CA OR/WA											
Slate Gray		CA OR/WA					CA OR/WA		CA OR/WA											
Tahoe Blue		CA OR/WA			WA		CA OR/WA		OR	CA OR/WA		OR								
Everglade		CA OR/WA					CA OR/WA		CA OR/WA											
Denali Green		CA OR/WA					CA OR/WA OR WA		CA OR/WA WA											
Forest Green		CA OR/WA					CA OR/WA OR WA		CA OR/WA WA											
Copper Penny**		CA OR/WA					OR/WA		OR/WA											
Natural Rust**		CA OR/WA	1				WA		WA											
IronOx ²																				2
Production Location Key																				
CA - Sacramento, California OR - Salem, Oregon WA - Spokane, Washington		Salem, OR.	Multiple Locations (See Key)	Sacramento, CA.	Sacramento, CA, Spokane, WA.	Sacramento, CA.	Multiple Locations (See key)	Sacramento, CA., Salem, OR.	Multiple Locations (See key)	Sacramento, CA., Salem, OR.	Salem, OR.	Sacramento, CA.	Sacramento, CA.							

1) Also available in 32" net coverage.
 2) IronOx is black steel (uncoated and unpainted), that rusts naturally. No warranty is offered or implied. Only available in 22 gauge Nu-Wave® Corrugated.
 * Matte Black is not a rated product by the Cool Roof Rating Council.
 ** Please note these colors are batch sensitive (may have color variation) and are directional in nature. Different batches are not to be mixed on projects.

We recommend you request a sample of current stocked material to review actual color before ordering to ensure color accuracy. WE ARE NOT RESPONSIBLE FOR COLOR VARIATIONS.

